
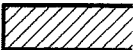



Nahbauhaus

Erklä

- 
- 
- 

| | |
|------------|--|
| Projektant | |
| Zeichner | |
| Maßstab | |
| Datum | |
| Proj.-Nr. | |
| Geändert | |

0,0m 1,00m 2,00m 3,00m 4,00m 5,00m